

Magnetostrictive sensor For bypass level indicators Model BLM

WIKA data sheet LM 10.05



for further approvals
see page 2 and 3



Applications

- Sensor for the continuous level measurement of liquids in bypass level indicators
- Chemical and petrochemical industries, offshore
- Shipbuilding, machine building
- Power generating equipment, power plants
- Pharmaceutical, food, water treatment, environmental engineering industries

Special features

- Continuous level measurement on the outside of the bypass
- 2-wire technology 4 ... 20 mA
- Measured value output via digital interface and a selectable measured value as analogue signal
- Case from stainless steel (display from glass)
- Magnetostrictive level measuring instrument with high resolution

Description

Level sensors with a magnetostrictive, high-resolution measuring principle are used for continuous level measurement of liquids and are based on determining the position of a magnetic float following the magnetostrictive principle. The level sensors are mounted on the outside of a bypass level indicator.

The measuring process is triggered by a current impulse. This current produces a circular magnetic field along a wire made of magnetostrictive material, which is held under tension inside the sensor tube. At the point being measured (liquid level) there is a cylindrical float with permanent magnets acting as a position transducer, whose field lines run at right

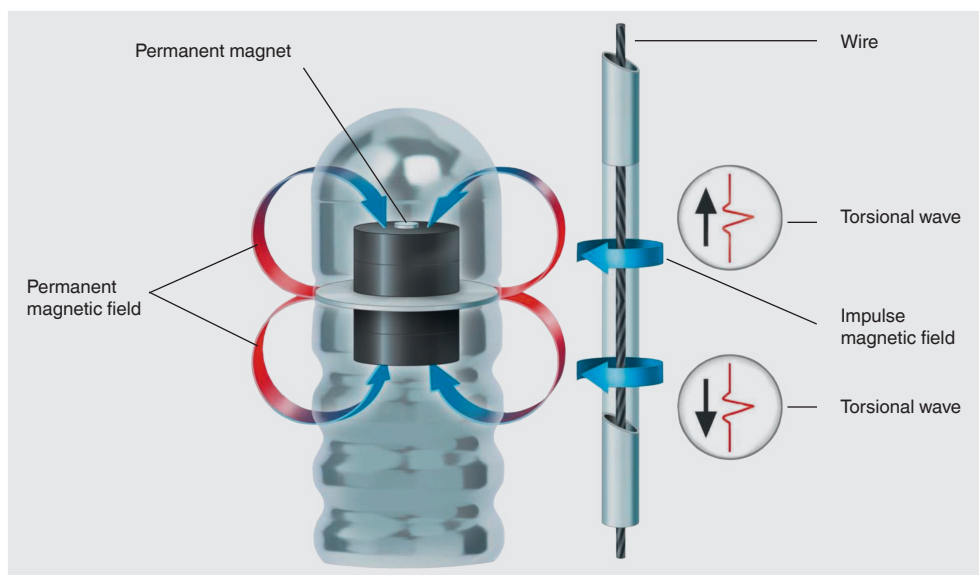


Magnetostrictive sensor, model BLM

angles to the impulse magnetic field. This magnetic field of the float tensions the wire. The superposition of these two magnetic fields triggers a mechanical wave in the wire. This is converted into an electrical signal at the end of the wire in the sensor housing by a piezoceramic pick-up.

The measured propagation delay enables the origination point of the mechanical torsional wave, and thus the float position, to be determined with high accuracy.

Illustration of the principle



Model overview





- Model BLM-S: Standard version
- Model BLM-SI (FFG-BP): Intrinsically safe (Ex i)
- Model BLM-SD (FFG-BP): Flameproof enclosure (Ex d)
- Model BLM-T: Compact version
- Model BLM-TI (FFG-BT): Compact version, intrinsically safe (Ex i)
- Model BLM-SF-FM: FM version

Approvals


■ Model BLM

Logo	Description	Country
	EU declaration of conformity <ul style="list-style-type: none"> ■ EMC directive ■ RoHS directive 	European Union
	EAC (option) EMC directive No. RU Д-DE.A301.B.00820	Eurasian Economic Community
	GOST (option) Metrology, measurement technology No. 19359	Russia
	KazInMetr (option) Metrology, measurement technology No. 13947	Kazakhstan
	BelGIM (option) Metrology, measurement technology No. 9710	Belarus
	UkrSEPRO (option) Metrology, measurement technology No. UA-MI/2-4988-2015	Ukraine
	Uzstandard (option) Metrology, measurement technology No. 02.6649	Uzbekistan

■ **Models BLM-SI, BLM-SD, BLM-TI, BLM-SF-FM**

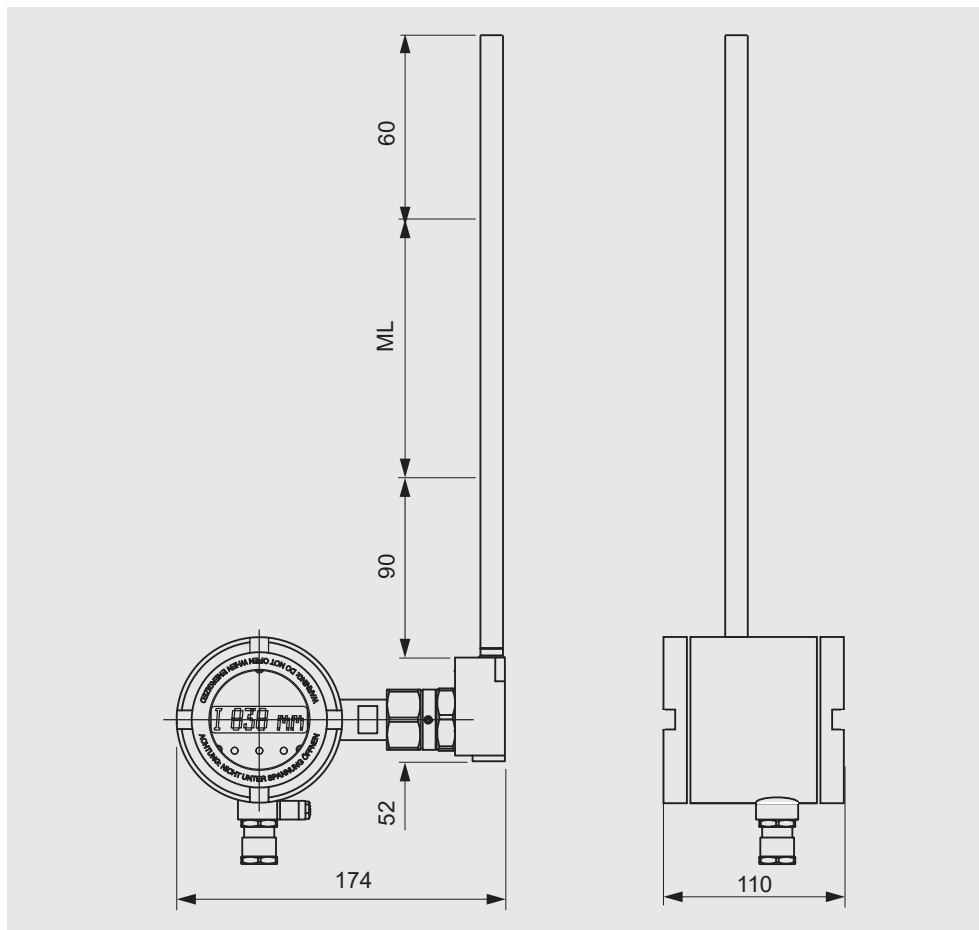
Logo	Description	Country
	ATEX directive (option), models BLM-SI, BLM-SD, BLM-TI Hazardous areas <ul style="list-style-type: none"> ■ Models BLM-SI, BLM-SD <ul style="list-style-type: none"> - Ex i Zone 1 II 2G Ex ia IIB T3 ... T6 No. ZELM 10 ATEX 0439 - Ex d Zone 1 II 2G Ex d IIB T3 ... T6 Gb No. ZELM 13 ATEX 0508 X ■ Model BLM-TI <ul style="list-style-type: none"> - Ex i Zone 1 II 2G Ex ib IIC T3 ... T6 No. IBEXU 02 ATEX 1124 X 	European Union
	FM (option), model BLM-SF-FM Hazardous areas <ul style="list-style-type: none"> - XP Class I, division I, groups A, B, C, D No. FM16US0415X - DIP Class II, division I, groups E, F, G No. FM16US0415X 	USA
	EAC (option) Hazardous areas No. RU C-DE.ГБ08.B.01489	Eurasian Economic Community
	NEPSI (option), models BLM-SI, BLM-SD Hazardous areas <ul style="list-style-type: none"> - Ex i [Ex ia IIC T1 ... T6 Ga] No. GYB16.1498 - Ex d [Ex d IIC T1 ... T6 Gb] No. GYB16.1433X 	China

Manufacturer's information and certificates

Logo	Description
	SIL 2 Functional safety
-	China RoHS directive

Approvals and certificates, see website

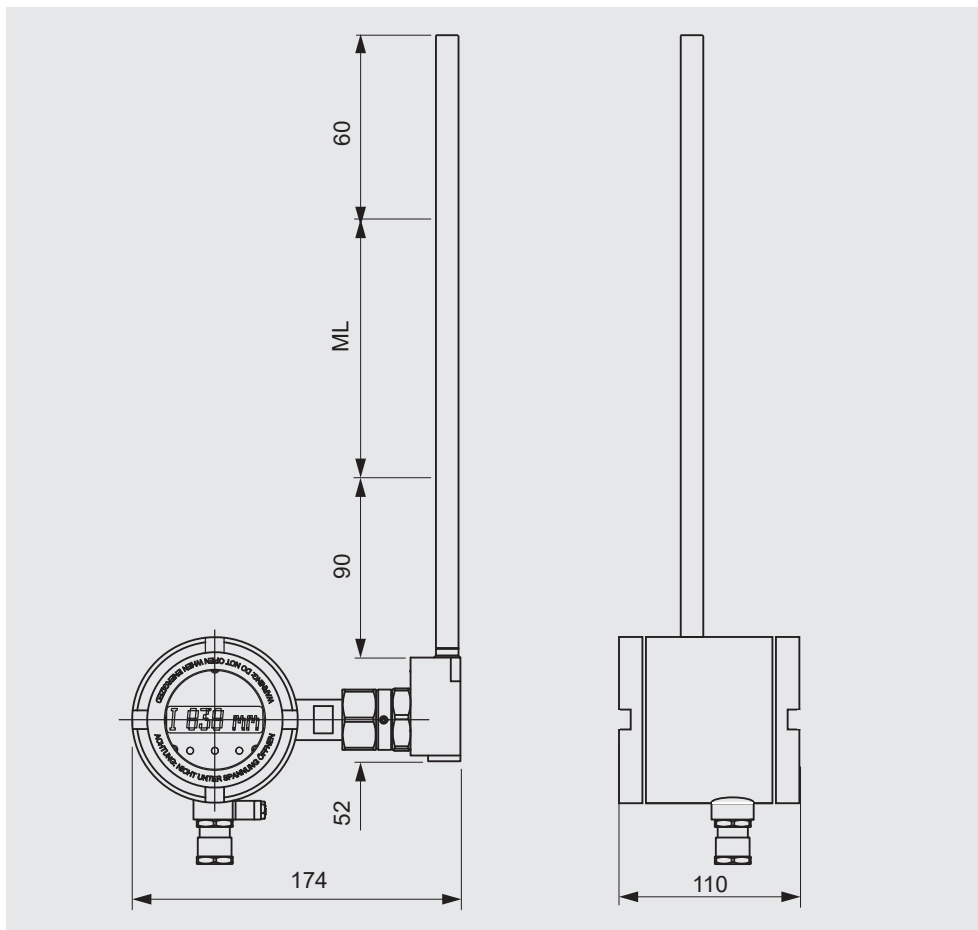
Magnetostrictive sensor, standard version Model BLM-S



Specifications

Connection housing (sensor housing)	Stainless steel 1.4404 Version with or without display, with window
Sensor tube	Stainless steel 1.4571, tube Ø 12 mm, tube length L max. 5,800 mm
Medium temperature	-60 ... +185 °C
Ambient temperature	
■ Version without display	-40 ... +85 °C
■ Version with display	-20 ... +70 °C
Output signal	4 ... 20 mA, HART®
Power supply	DC 15 ... 30 V
Measurement accuracy	< ±0.5 mm
Resolution	< 0.1 mm
Load	max. 900 Ω at 30 V
Mounting position	Vertical ±30°
Ingress protection	IP67

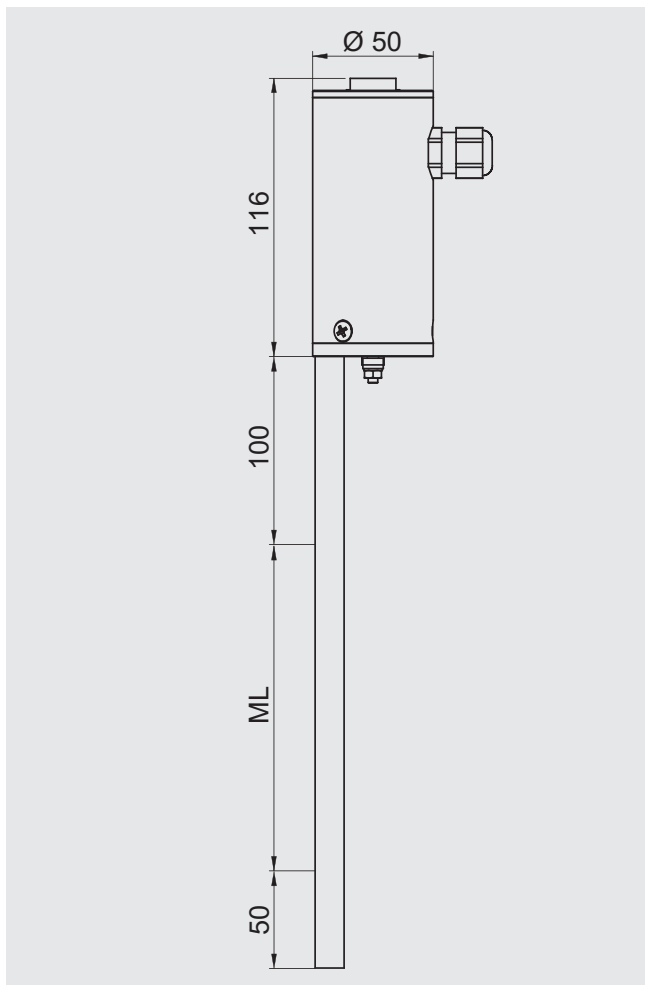
**Magnetostrictive sensor, intrinsically safe (Ex i)
Models BLM-SI, BLM-SD**



Specifications

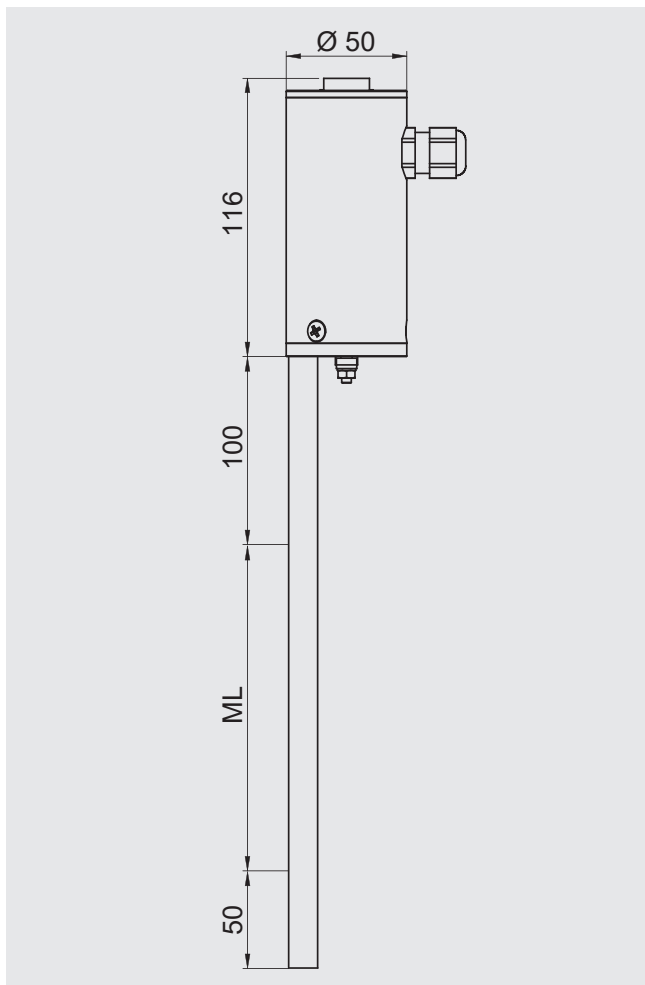
Connection housing (sensor housing)	Stainless steel 1.4404 Version with or without display, with window
Sensor tube	Stainless steel 1.4571, tube Ø 12 mm, tube length L max. 5,800 mm
Medium temperature	-60 ... +185 °C
Ambient temperature	
■ Ex i version	T3/T4/T5/T6: -20 ... +70/+70/+70/+60 °C
■ Ex d version without display	T3/T4/T5/T6: -40 ... +70/+70/+70/+60 °C
■ Ex d version with display	T3/T4/T5/T6: -20 ... +70/+70/+70/+60 °C
Output signal	4 ... 20 mA, HART®
Power supply	DC 15 ... 30 V
Measurement accuracy	< ±0.5 mm
Resolution	< 0.1 mm
Load	max. 900 Ω at 30 V
Mounting position	Vertical ±30°
Ingress protection	IP67

Magnetostrictive sensor, compact version Model BLM-T



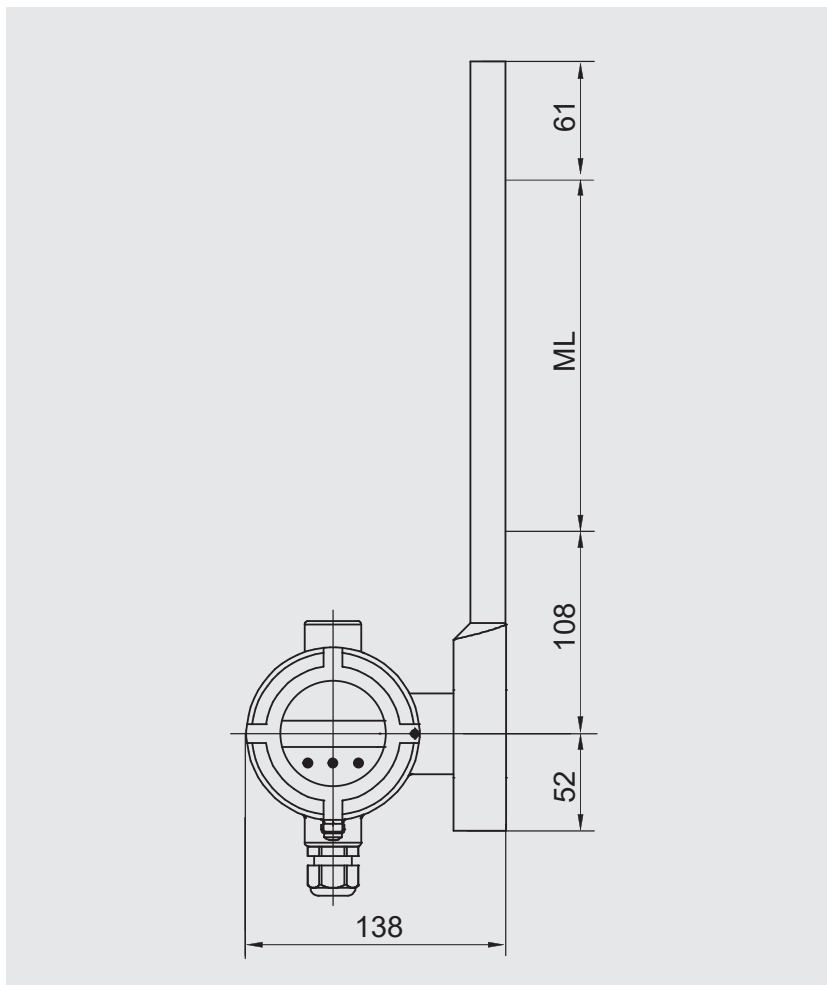
Specifications	
Connection housing (sensor housing)	Stainless steel 1.4305, optionally stainless steel 1.4404
Sensor tube	Stainless steel 1.4571, optionally stainless steel 1.4404 Tube Ø 12 mm, tube length L max. 6,000 mm
Medium temperature	-60 ... +185 °C
Ambient temperature	-40 ... +85 °C
Output signal	4 ... 20 mA, HART®
Power supply	DC 8 ... 30 V
Measurement accuracy	< ±0.5 mm
Resolution	< 0.1 mm
Ingress protection	IPx6, IP68

**Magnetostrictive sensor, compact version, intrinsically safe (Ex i)
Model BLM-TI**



Specifications	
Connection housing (sensor housing)	Stainless steel 1.4305, optionally stainless steel 1.4404
Sensor tube	Stainless steel 1.4571, optionally stainless steel 1.4404 Tube Ø 12 mm, tube length L max. 6,000 mm
Medium temperature	-60 ... +185 °C
Ambient temperature	T4/T5/T6: -20 ... +85/+55/+40 °C
Output signal	4 ... 20 mA, HART®
Power supply	DC 10 ... 30 V
Measurement accuracy	< ±0.5 mm
Resolution	< 0.1 mm
Ingress protection	IPx6, IP68

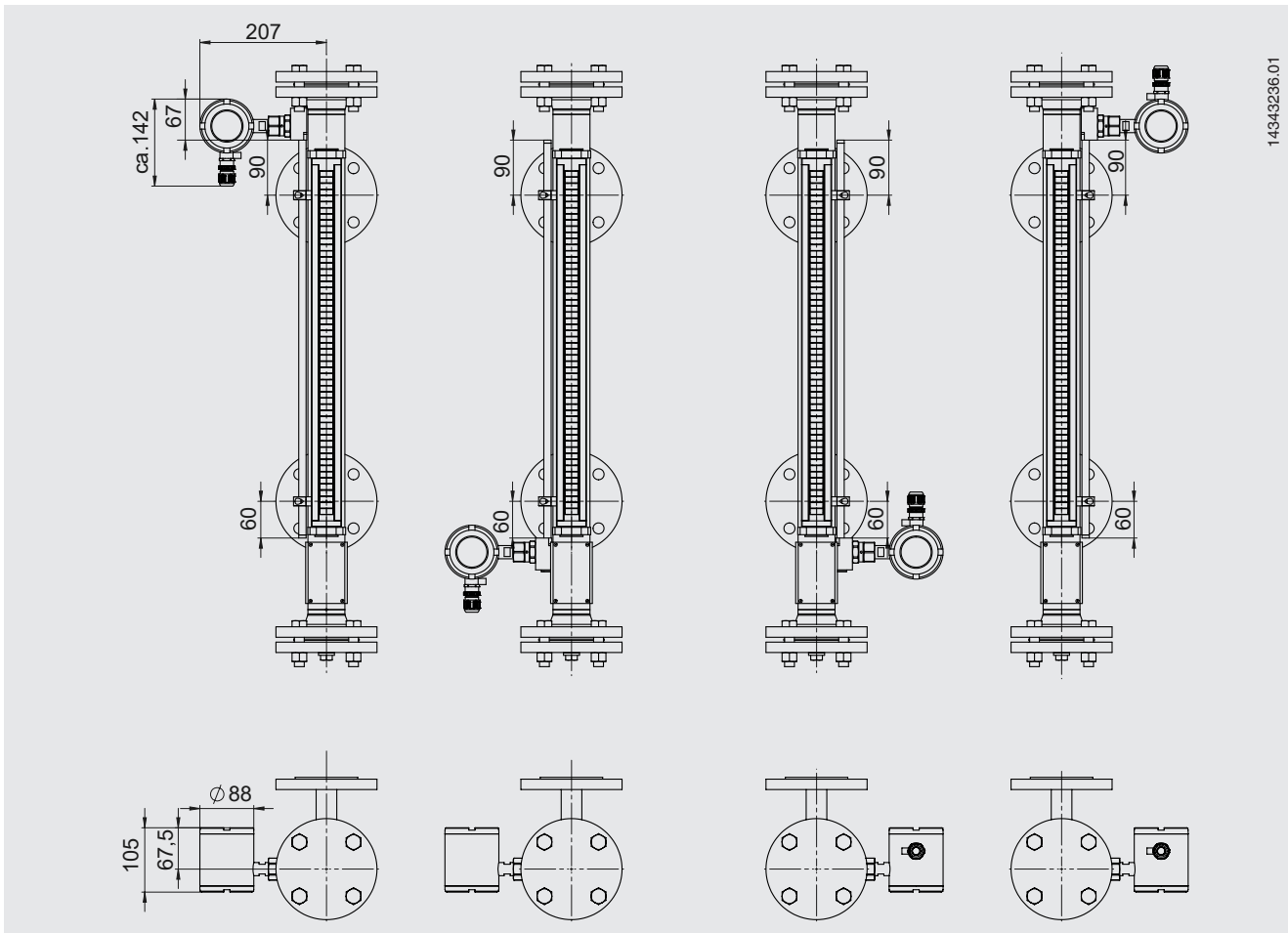
Magnetostrictive sensor, FM version
Model BLM-SF-FM



Specifications	
Connection housing (sensor housing)	Stainless steel 316L/316FC Version with or without display, with window
Sensor tube	Stainless steel 1.4571 Tube Ø 14 mm, tube length L max. 4,000 mm
Medium temperature	-200 ... +180 °C
Ambient temperature	-25 ... +70 °C Class I, division 1, groups A, B, C, D; T6 ... T2 T _a = -25 ... +70 °C Class II, division 1, groups E, F, G and class III, division 1; T6 ... T3 T _a = -25 ... +70 °C
Output signal	4 ... 20 mA, HART® 7
Power supply	DC 16 ... 30 V
Measurement accuracy	±0.5 mm
Resolution	0.1 mm
Ingress protection	IP67

Mounting to bypass level indicator model BNA

Models BLM-S, BLM-SI and BLM-SD



Ordering information

To order the described product the order number (if available) is sufficient.

Alternatively:

Sensor model / Electrical connection / Sensor tube (material and overall length) / Measuring range / Approval

© 08/2014 WIKA Alexander Wiegand SE & Co. KG, all rights reserved.

The specifications given in this document represent the state of engineering at the time of publishing. We reserve the right to make modifications to the specifications and materials.



WIKAL
WIKAL Alexander Wiegand SE & Co. KG
Alexander-Wiegand-Straße 30
63911 Klingenberg/Germany
Tel. +49 9372 132-0
Fax +49 9372 132-406
info@wika.de
www.wika.de